










CAPACITY OVERVIEW ROTTERDAM AHOY UP TO 2020

CONFERENCE & MEETING CENTRE									
	Surface area in m ²	Height in m	Theatre	Cabaret	Carré	U-shape	School	Sit-down dinner	Reception
Conference room	800	6	500	280	100	90	160	300	650
Foyer Conference room	850	2.5							450
Dock 1	85	2.5	40	30	20	20	15	40	50
Dock 2	85	2.5	40	30	20	20	15	40	50
Dock 3	140	2.5	80	50	35	35	25	60	100
Dock 4	140	2.5	80	50	35	35	25	60	100
Dock 5	140	2.5	80	50	35	35	25	60	100
Dock 6	140	2.5	80	50	35	35	25	60	100
Port 1	265	2.5	225	140	45	40	40	flexible	300
Port 2	180	2.5	140	90	44	40	35	flexible	150

AHOY ARENA

The Arena has variable visitor capacity depending on the chosen configuration*:

CONFIGURATION 15,114 PEOPLE

- 8,114 seats in the stands (1st and 2nd tier)
- 6,500 arena standing room only
- 500 standing in the stands

CONFIGURATION 11,293 PEOPLE

- 8,114 seats in the stands (1st and 2nd tier)
- 783 arena seats in the stands
- 2,396 arena seats

CONFIGURATION 6,429 PEOPLE

- 3,250 seats in the stands (1st tier only; 2nd tier is curtained off)
- 783 arena seats in the stands
- 2,396 arena seats

*in all configurations 10 wheelchair spots are included

EXHIBITION & EVENTS HALLS	Surface area in m ²	Floor space in m (w _x l _x h)	Transport access number	Floor load in kg/m ²
Hall 1	10,000	70 x 142 x 12	8 (5x6 m)	2,500
Hall 2	3,770	72 x 48 x 8	1 (6x6 m)	1,000
Hall 3	3,150	60 x 48 x 8	1 (6x6 m)	1,000
Hall 4	3,600	72 x 48 x 8	1 (6x6 m)	1,000
Hall 5	3,060	60 x 48 x 8	1 (6x6 m)	1,000
Hall 6	4,420	90 x 48 x 8	2 (6x6 m)	1,000